


# Old Covenant

1

## Ten Commandments (written on stone)

3



Print and cut out one set of mini-posters. Color the blood red on posters 9, 10, 11, and 14. Arrange posters in order, so you can easily put them on the board during the lesson.

**The Old Covenant and all its  
laws were impossible to keep.**

4

**There were many priests. All  
the priests were sinners.**


7

*Print and cut out one set of mini-posters. Color the blood red on posters 9, 10, 11, and 14. Arrange posters in order, so you can easily put them on the board during the lesson.*




**Priests made  
sacrifices over and  
over to cover sin.**

8




9

Print and cut out one set of mini-posters. Color the blood red on posters 9, 10, 11, and 14. Arrange posters in order, so you can easily put them on the board during the lesson.



10



11

Print and cut out one set of mini-posters. Color the blood red on posters 9, 10, 11, and 14. Arrange posters in order, so you can easily put them on the board during the lesson.

**All the sacrifices could  
not take away sin.**

12

**New Covenant**

2

*Print and cut out one set of mini-posters. Color the blood red on posters 9, 10, 11, and 14. Arrange posters in order, so you can easily put them on the board during the lesson.*

**New Covenant written on  
man's heart and mind.**

5

**Jesus alone could offer  
forgiveness of sins.**

6

*Print and cut out one set of mini-posters. Color the blood red on posters 9, 10, 11, and 14. Arrange posters in order, so you can easily put them on the board during the lesson.*

**Jesus is the new,  
perfect High Priest.**

13

**Jesus's sacrifice put an  
end to animal sacrifices.**

14



*Print and cut out one set of mini-posters. Color the blood red on posters 9, 10, 11, and 14. Arrange posters in order, so you can easily put them on the board during the lesson.*

# Jesus's one sacrifice offered forgiveness of sins.

15

*Print and cut out one set of mini-posters. Color the blood red on posters 9, 10, 11, and 14. Arrange posters in order, so you can easily put them on the board during the lesson.*