



2

Creation Days 1–4

Key Themes

- The Bible tells us how God created the universe.
- God created the universe from nothing in six days.

Key Passage

- Genesis 1:1–19

Objectives

Students will be able to:

- Define the meaning of the word day (*yom*) as used in Genesis 1.
- Identify that God created plants “according to their kinds.”



Lesson Overview



Come On In

page 5

Students will review the books of the Old Testament. (There are many songs online that could make this easier and more fun for your students.)



Activity 1: Drawing Creation Days 1–4

page 5

Students will draw the first four days of creation during the study time.



Studying God's Word

page 6

The context of the Hebrew word *yom* in Genesis 1 and the words “evening” and “morning” confirm that the days of creation were normal 24-hour days. God created specific types of plants on Day Three to reproduce according to their kinds.



Activity 2: According to Its Kind

page 10

Students will consider what *according to its kind* means for plants while you cut open several fruits and examine the seeds in each one.

Lesson Preparation

WHAT YOU WILL DO

WHAT YOU WILL NEED



COME ON IN

- If you haven't already done this, print onto cardstock and cut out sets of the Books of the Old Testament cards from the Resource DVD-ROM, Lesson 1. Make one set for every 4–5 students.

- Books of the Old Testament cards, one set for every 4–5 students



DRAWING CREATION DAYS 1–4

- Print one Drawing Creation Days template from the Resource DVD-ROM for each student. Keep the instructions for your own use.

- Drawing Creation Days template for each student
- Drawing Creation Days instructions
- Crayons



STUDYING GOD'S WORD

- Study the Prepare to Share section.
- Go Before the Throne.
- Print one Important Words Scripture sheet from the Resource DVD-ROM for each student.
- Print one Memory Verse Song sheet from the Resource DVD-ROM, Lesson 1, for your use.

- Student Take Home Sheets
- Stopwatch
- Important Words Scripture sheet for each student
- Yellow, blue, red, and green crayons
- Memory Verse Song sheet



ACCORDING TO ITS KIND

- Gather various fruits with large seeds (apple, orange, pear, lemon).

- Various fruit
- Knife
- Paper or cardboard and marker
- Tape
- Paper towel, paper plate



Memory Verse

Exodus 20:11 For in six days the Lord made the heavens and the earth, the sea, and all that is in them, and rested the seventh day. Therefore the Lord blessed the Sabbath day and hallowed it.

► **Pace your lesson!** You can use the provided clocks to indicate the time each section should be completed to keep the lesson on schedule. While teaching, you can compare your anticipated times with the actual time and shorten or drop sections as necessary.





Prepare to Share

SCRIPTURAL BACKGROUND

To prepare for this lesson, read Genesis 1.

Through the book of Genesis, God intended for us to know specifically what He created and how long it took Him to create. The creation account allows us just a small glimpse of the power—the omnipotence—of our mighty God as He speaks, by the power of His Word, the entire universe into existence. Our lesson this week will include Days 1–4 (Genesis 1:1–19).

Day One includes the heavens, the formless earth, the waters covering the earth, and light which was separated from darkness. In addition to that, time itself began on the first day (Genesis 1:3–5).

On Day Two God created the “firmament” or “expanse.” The Hebrew word is *raqiya*, and it has the idea of something spread out. This firmament was called “heaven,” and this is what God created to separate the waters below from the waters above (Genesis 1:6–8).

God caused the dry land to appear and gathered the seas together to one place on the earth. He then spoke the grass, herbs, and trees into existence. This was Day Three (Genesis 1:9–13).

God again spoke and created lights in the expanse of the heavens—the sun, moon, stars, and other heavenly bodies appeared on Day Four (Genesis 1:14–19).

The Hebrew word for “created” is a word that depicts the making of something from nothing. God created our world *ex nihilo*—out of nothing that had previously existed (see Hebrews 11:3). The Bible reiterates that God is Creator in several other passages: Psalm 148:4–6; Isaiah 40:25–26; Colossians 1:15–16; Revelation 4:11. He spoke and it came to be. This is impossible for us to comprehend. But it should leave us breathless in the knowledge that He alone is worthy of our praise.

APOLOGETICS BACKGROUND

Those who want to fit evolution (and its millions of years) into the creation account in Genesis often reinterpret the 24-hour days in Genesis to be millions of years in length. As Christians who stand firmly on the authority of God’s Word, we believe that a day is a day—24 hours—just as the Bible says.

We can understand the length of the days of creation by exploring the Hebrew word for “day” in

Genesis 1, which is *yom* (rhymes with home). First, almost any word can have more than one meaning, depending on context. *Yom* can have several meanings. It can mean a day (an ordinary 24-hour day), the daylight portion of an ordinary 24-hour day (i.e., day as distinct from night), or an indefinite period of time describing an era (e.g., in the day of the judges, in the day of the Lord, or in my grandfather’s day).

When determining the meaning of the word *yom* in the context of Scripture, theologians have relied on Hebrew dictionaries like the *Brown-Driver-Briggs Hebrew Lexicon*. This respected Hebrew resource actually gives Genesis 1 as an example of an instance in Scripture where the word *yom* refers specifically to a 24-hour day.

We also know that the Hebrew word *yom* always refers to an ordinary day when associated with a number and the words “evening” or “morning.” In fact, whenever the word *yom* is used in the Old Testament in this way, it clearly refers to a 24-hour day. This simple study of the Hebrew language confirms the Genesis account of creation in six 24-hour days.

The study of Genesis and its accuracy as to the age of the earth is never far from a discussion of fossils. Fossils are the remains, traces, or imprints of dead plants or animals that have been preserved in the earth’s near-surface rock layers. Secular scientists view fossils as evidence for a long prehistory for the earth and life on it—spanning millions of years.

Creationists view the same fossil deposits around the world and understand that these had to be formed by the rapid burial of countless billions of plants and animals. This rapid burial, when looked at through the lens of Scripture, is consistent with a global, catastrophic, year-long Genesis Flood which occurred, according to the biblical time frame, about 4,300 years ago.

Why is this an important issue? Because millions of years of history create an insurmountable problem regarding the gospel. The fossil record consists of the death of billions of creatures. It is a record of death, disease, suffering, cruelty, and brutality. The Bible makes it clear that God’s creation was “very good” (Genesis 1:31) and that it was the sin of Adam that brought death, disease, and suffering into the world (Genesis 2:17; Romans 5:12). Death is the penalty for sin; Jesus Christ is the remedy. When Christians allow for death, suffering, and disease before sin, they are ignoring the exclusive message of the Cross and

Christ's atoning work there, and they impugn the character of God who called His creation "very good."

HISTORICAL BACKGROUND

Prior to the 1700s, few believed in an old earth. Most people accepted the biblical account of Genesis and believed that the earth was approximately 6,000 years old. The subjective concepts of old age and uniformitarian geology—the view that slow and gradual processes, rather than a global catastrophe, created the earth's rock layers—started in the mid-1700s and 1800s. This was the beginning of the surrender of the truth of Genesis and the belief in millions of years of earth's history.

These concepts have weakened the culture of the western world and have affected the church because they attack the veracity of the very Word of God. Genesis 1 tells us exactly how God created the universe and exactly how long it took Him. To deny the very beginning verses of God's Word is to open the door of compromise to many other scriptural truths. The church is rushing down that road of compromise and

must realize the urgent need to ignite a new reformation—calling believers back to the absolute authority of the Bible.

For more information on this topic, see the Online Resource Page.



BEFORE THE THRONE

El Shaddai, God Almighty, I worship you as my Creator. Open my eyes that I may see wondrous things from your Law this week. Help me to have a teachable heart as I prepare that I, too, would learn new truths from your Word. Then help me pass that understanding on to my class. Open their hearts so they believe the wonderful truths about creation. Help them to gain confidence to believe your Word above man's word. And please dear Father, bring them to a saving knowledge of Jesus Christ, our Lord and Savior.



COME ON IN

As students arrive . . .

- They will work together in groups of 4–5 to put the Books of the Old Testament cards in order. They can use the Books of the Bible poster and their own Bibles.
- They will read (or sing) aloud all the names of the books of the Old Testament.



After all the students arrive, pray with them before beginning the lesson.



REVIEW

Using the Lesson Theme posters from previous weeks, quickly review the lessons with your students. Take 5 to 10 minutes to reinforce the important truths the students have heard so far in your class.

Ask the children questions about the previous lessons as you review the Lesson Theme posters. Reflect briefly on the passages you read, bringing the objectives and themes back into focus. This will refresh the truths in your students' minds, and maintain continuity as you teach through the lessons.



Drawing Creation Days 1–4

MATERIALS

- Drawing Creation Days template for each student
- Drawing Creation Days instructions
- Crayons

Optional: This activity can be done on blank paper instead of the templates. It will be completed in Lesson 3, so sheets can be collected at the end of the lesson and redistributed at the beginning of the next lesson.

INSTRUCTIONS

Today, we are going to read about the first four creation days. As we learn what God created on each day, we'll draw a picture on

these sheets. I'll draw the pictures on the board and you will copy them onto your papers. *Hand out Drawing Creation Days templates and crayons and teach as follows in lesson.*

CONNECT TO THE TRUTH

We are going to learn more about the first four days of creation. After four days, the earth was all ready for life! It had water to drink, air to breathe, plants and trees for shelter and food, and the sun for warmth and light. You will have this drawing to take home and share the wonders of our all-powerful (omnipotent) God's creation.



Studying God's Word

Genesis 1:1–5

READ THE WORD

Let's start with Day One! Turn to Genesis 1:1–5. I'll read it. Listen carefully. We read it last week! *Read Genesis 1:1–5.*

EXAMINE THE WORD

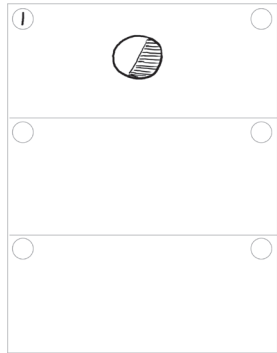
Observe the Text

The first day of creation God created light. So let's draw a circle in block 1/4. This is the earth. We'll color half of this world yellow and half black. That is the first evening and the first morning. **The first day!** *Draw on board first circle half colored in. Have children color their circles half black and half yellow.*

? Where do we get our light today? *From the sun!*

Did you notice that there is light but no sun on Day One? God didn't make the sun yet. But He still could make light. He made special light so there could be day.

This circle shows the earth with space all around it. There was nothing else in all of space except the turning, undecorated, empty earth. In the evening it was totally dark. The first day that God created had a time of total darkness and then a time of complete created light. Together they made the first day!



Genesis 1:6–8

Great! Now let's move on to Day Two. Listen carefully while I read. *Read Genesis 1:6–8.*

Now move to block 2/5. On Day Two God created the firmament or expanse. He then separated the waters that were upon the face of the earth. Draw waves on your paper with a blue crayon. They represent the water below. *Draw waves on the board.*

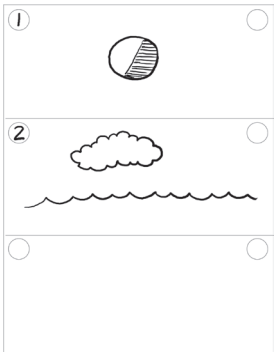
Now draw clouds on your paper. They would stay white. They represent the waters above the earth. *Draw clouds on the board.*

The "firmament" or "expanse" is basically everything we see when we look up. All the space around the earth.

? Who remembers what we said the firmament or expanse was? We talked about it last week. I'll give you a hint. *Take a very deep, exaggerated breath. It is the stuff we breathe—the atmosphere; some may say the air or oxygen.*

Let's color the water blue. The clouds are white. And the firmament—or the atmosphere—all this space here—is still empty! *Point to the space on the board around the clouds and the waves.*

On Day Two God created the firmament or expanse. That means He spread out the air or atmosphere all over the earth. So if we were on the



earth on this day, we would finally be able to breathe! Let's take a breath together! *All take deep breath.*

So we have water on the earth, and then air around the earth, and then clouds in the sky. And that is Day Two! *Refer them to their drawings.*

OK, let's read about Day Three. This should be a little familiar to you. We read it last week! *Read Genesis 1:9–13.*

The third day God gathered the water together so the dry land appeared, and He created fruit trees, grass, and herbs.

Finally there is someplace to stand! God created dry ground. So let's make some ground in block 3/6. *Draw area of ground in block. Do not color it yet!*

And let's put some green trees and yellow flowers in that ground. *Draw trees, flowers, and grass on ground.*

There are plants growing on this new world. God did not create the sun yet! But remember on Day One God created light. And these plants did fine in the light that God created.

One day after creating plants, God created the sun. Listen as I read Day Four! *Read Genesis 1:14–19.*

? What did God create on Day Four? *Greater light for the day—sun; lesser light for the night—moon; and the stars.*

We are going back to block 1/4 now—at the top of your page. Add the sun, the moon, and the stars around the earth. This is Day Four. *Draw sun, moon, planets, and stars.*

Discover the Truth

Wow! God is certainly showing His power. In just four days He has made the earth ready for life. He has created water to drink, air to breathe, plants and trees for shelter and food, and the sun and moon. *Refer to your drawing on the board as you recap God's creation.*



READ THE WORD

Now we are going to look at some very important words in these same verses. The verses are on these sheets. We are going to read them. *Hand out Important Words Scripture sheet to each student. Read the verses again. Have students follow along with you.*


EXAMINE THE WORD

Look at these sheets that contain some of the verses from Genesis 1. Some of the words are darker than others.


Observe the Text

? What are the very first bold words on the sheet? *God said.*


Genesis 1:9–13



Genesis 1:14–19



What words or phrases are repeated?



OMNIPOTENT

(Refer to Attributes poster)

- ? We talked about this before. God just spoke and everything was created! How many times does that phrase occur? Count them. *Five times!*

Circle the words "God said" in yellow. *Have the children color or circle the phrase "God said" in yellow.*

God is very powerful. When He speaks, things happen. The entire universe came into existence by His words.

- ? What is the attribute of God that describes Him as all-powerful? *Refer to the Attributes of God poster. Omnipotent.*

The next phrase that God repeated in His Word is "it was good." Count how many times that phrase is repeated. *Four times.*

Four times! There are four days of creation in these verses and four times God says "it was good." I want you to circle the phrase "it was good" on your sheet in blue. *Have the children circle the phrase "it was good" in blue.*

Whenever God repeats things in His Word, He wants us to pay special attention. He wanted us to know that everything He made was good. There was nothing wrong with it. The trees did not die. The stars did not crash into each other. The water was clean and pure for drinking. All the plants were healthy and the fruit was wonderful. Everything was good!

- ? Great. What do you think the next phrase is? It first appears in verse 5 on your sheet. *Evening and morning.*

- ? How many times is this phrase there? *Four times.*

Circle that phrase in red. *Have the children circle the phrase "evening and morning" in red.*

When God created evening and morning, He created time. Time as we know it began right here in Genesis. Before this there was no time as we know it. It was as if God started a big clock and time began. *Hold up stopwatch and click so it begins counting.*

- ? How much time do you think God is talking about with the phrase, "evening and morning"? *Allow for answers.*

- ? Do we have evening and morning today? *Yes.*

- ? And how long are our days? How many hours? *24 hours.*

- ? Right. What is the next important word on your sheet? Just a simple three-letter word. What is it? *Day.*

- ? How many times do you see the word day? *Four times.*

So we have four evenings and four mornings and four days!

- ? How many hours are there in a day? *24 hours.*

So, God created all of these things in four normal 24-hour days!

Look at the little word next to the word “day” on your sheet. In Hebrew, the original language of the Bible, the word day is *yom*. It is pronounced *yōm* (like home).

In Genesis 1 that word means a normal 24-hour day. Whenever the word *yom* is used with the phrase “evening and morning” and the day is numbered like it is in this passage, it means a normal 24-hour day.

Circle the word *yom* in green on your sheets. It means one day—a normal 24-hour day. We know that because God has included “evening and morning” and has assigned a day number—“first,” “second,” “third,” etc.—to the word “day.” *Have the children color or circle the word “yom” in green.*

Yom (Hebrew):
one day; 24
hours

- ? Now there is one last phrase that is darker. It isn’t repeated but it is an important phrase. Look in verse 11 on your sheets. Can anyone tell me what it is? *According to its kind.*

This verse says that each plant and tree was created to reproduce “according to its kind.” Circle that phrase on your sheet.

- ? What do you think that means? *Allow for discussion.*

It means that a plant seed will only grow a plant like the one the seed is from. Do you get that?

- ? For example, if you were to plant the seed from an apple, what would grow? *An apple tree.*

- ? That’s right! And if I planted a seed from an orange? *An orange tree.*

Apple trees only make apples! And orange trees only make oranges! Apple seeds only grow apple trees. And orange seeds only grow orange trees! They reproduce according to their kinds!

- ? Could an apple tree somehow turn into an orange tree? *No!*

That would never happen because God created them to reproduce according to their kinds.

Discover the Truth

We have searched these passages and have discovered a whole lot of things. God’s Word is full of His amazing truth. I’d like for you to remember a few very important things.

First of all, God created by the power of His words. He spoke the entire universe into existence—and He did it in just six 24-hour days! The Hebrew word for that is *yom*. When the word day or *yom* is used in the Bible with the phrase “evening and morning” and the day is numbered, it means a normal 24-hour day. And when God finished each day, He considered what He had done and it was good!

► Refer to today’s Lesson Theme poster to better explain *yom*.

God tells us that He created everything according to its kind! You may have heard of evolution. That is a belief that things started from goo and continued to change until all the different living things became what we see today. This is not true!

Evolution scientists believe that one plant changed into another which changed into another, until we have all the different kinds of trees, flowers, grasses, and bushes that are around today. But we have never seen that happen. And more importantly, that is not what we read in God's Word.

Have any of you seen an apple on an orange tree? Or a grapefruit on a tomato vine? That would be impossible! God made plants so that when you plant a seed, you get the same kind of plant that you started with. God created them to reproduce according to their kinds.



According to Its Kind

MATERIALS

- An apple, orange, pear, lemon, or other fruits with large seeds.
- Knife to cut fruit
- Piece of paper or cardboard and marker
- Tape
- Paper towels, paper plate

INSTRUCTIONS

For this activity you'll need several different fruits.

? We are going to have some fun with some of the things God created on Day Three. What did He create on Day Three? *Plants, grass, trees, herbs.*

We are going to take a look at some fruit. You'll notice how different they are. When I cut each fruit open, what is inside? Seeds!

Cut open each fruit you brought and remove the seeds. Let the children pick up and feel the seeds. Dry them off and then tape the seeds to the paper and write the name of the fruit under it.

These pieces of fruit each have a different seed, don't they? God made all plants and

trees to produce seeds. If you plant these apple seeds, what will you get? An apple tree! And if you plant these orange seeds, what will grow? An orange tree! Isn't God amazing? When he created the plants, he made them so they would make more and more. He made them so they reproduce and make more of the same plants and more seeds!

CONNECT TO THE TRUTH

The Bible tells us that God made each plant with seeds to reproduce according to its kind. That means if you have an apple seed, it will only grow an apple tree. When we look at a seed can we always tell what fruit it comes from? There is nothing written on the outside that tells us.

Each seed, which looks dead, can become a plant that contains many more seeds. But each seed only grows into the kind of plant or tree or fruit or vegetable that it came from. God made each plant to reproduce "according to its kind" from the very beginning.





Applying God's Word

WHAT YOU HEARD IN THE WORD

Refer to the Lesson Theme Poster, your board drawing, and the drawings from today's class to answer the questions.

We read Genesis 1:1–19 today—about the first four days of creation. Look around the room to help you answer these questions now.

- ? What did God create on Day One? *The heavens, earth, and light!*
- ? What did God create on Day Two? *The atmosphere! Air and water!*
- ? What did God create on Day Three? *Plants, grass, bushes, trees!*
- ? What did God create on Day Four? *Sun, moon, planets, stars!*

On each of these days, God was getting the universe and the earth ready for animals and man, which He created on Days Five and Six. We will learn more about those in our next lesson.

- ? How did God create all of this? *God simply spoke—the power of His Word. Refer to the repeated phrases on the worksheet.*
- ? How did God feel about His creation after each day? *It was good.*
- ? What is the meaning of the word “day” or *yom* in this passage, where God says evening and morning on the first day, second day, third day, fourth day? What kind of day does He mean? *A normal 24-hour day.*
- ? And who can tell me the meaning of the phrase “according to its kind” when we talk about plants and seeds? *Apple trees will only produce apples, etc.*

GOD'S WORD IN THE REAL WORLD

Wearing biblical glasses helps us to recognize truth. If we hear words like “evolution” and “millions of years,” we need to go back to Genesis and remember six days. God's Word has stood the test of time. We can always count on it to be true!

You will hear stories about creation, the beginning of time, and how things began that are absolutely against what the Bible says. But we know we can trust His Word—God will not lie!



- Pass out the Student Take Home Sheets and remind the children to practice the memory verse this week.



MEMORY VERSE

Exodus 20:11 For in six days the Lord made the heavens and the earth, the sea, and all that is in them, and rested the seventh day. Therefore the Lord blessed the Sabbath day and hallowed it.

The verse can be sung to the tune of the ABC song. See the Memory Verse Song Sheet on the DVD-ROM, Lesson 1.



GROUP PRAYER TIME

Be sure to pray with your class before you dismiss them.

- Praise God for how He reveals Himself to us more every day through His Word.
- Pray that He will bring all of us from darkness into the light of life.