
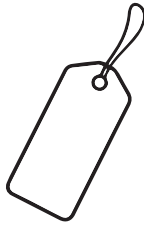


# Hidden Message


Use the words in the word bank to fill in the name of each item on the lines provided. Use the letters with a number to discover the hidden message below.



1 \_ \_ \_



\_ \_ \_ 6



8 \_ \_ \_

10

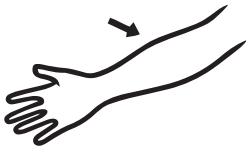
2 \_ \_ \_

1

7 \_ \_ \_



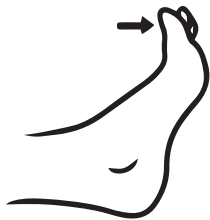
\_ \_ \_ 9



\_ \_ 3 \_




\_ \_ \_ 10



\_ \_ 4 \_

## Word Bank

Fly	Toe
Sun	Fan
Tag	Arm
One	Bat
Ten	Pie



\_ \_ \_ 5




God said to Joshua,

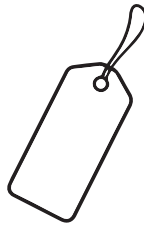
“Be 1 2 3 4 5 6 and 7 8 9 10.”

# Hidden Message Answer Key


Print one Hidden Message worksheet for each student. Keep the answer key for your use.



S  
1 U N



T A G  
6



B  
8 A T



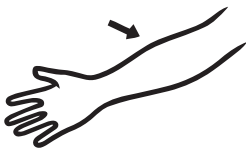
T  
2 E N



O  
7 N E



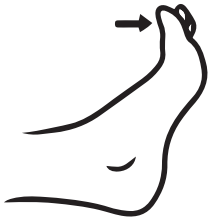
P I E  
9




A R M  
3



F L Y  
10



T O E  
4



F A N  
5



God said to Joshua,  
"Be S T R O N G and O B E Y."  
1 2 3 4 5 6 7 8 9 10