

# Wisdom Cards Teacher Guide

Read the proverbs below. Ask students to pick which Wisdom Card picture illustrates this proverb. Then discuss the proverb and ask the questions presented.

1. Proverbs 13:4 The soul of a lazy man desires, and has nothing; but the soul of the diligent shall be made rich. Which card would this be? *Card #1.*

This tells us not to be lazy. What does this child look like he is doing? Allow for responses. *He is being lazy.* This card says, **“Don’t be lazy.”** It’s a Proverbs Don’t.

2. Proverbs 23:22 Listen to your father who begot you, and do not despise your mother when she is old. Which card shows this happening? *Card #2.*

This tells us to listen to our father and mother. This child is listening to his parents. What do you think they are saying? Allow for responses. This card says, **“Listen to your Dad and Mom.”** It’s a Proverbs Do.

3. Proverbs 18:24 A man who has friends must himself be friendly, but there is a friend who sticks closer than a brother. Which card shows this? *Card #3.*

This tells us to be friendly. What are these children doing? Allow for responses. Yes, they are playing together. That is a very friendly thing to do. This card says, **“Be friendly.”** It’s a Proverbs Do.

4. Proverbs 12:22 Lying lips are an abomination to the Lord, but those who deal truthfully are His delight. Which card might be someone lying? *Card #4.*

This tells us not to lie. This child broke a vase. He is saying that he didn’t do it. God wants us to always tell the truth. This card says, **“Don’t lie.”** It’s a Proverbs Don’t.

5. Proverbs 15:1 A soft answer turns away wrath, but a harsh word stirs up anger. Which picture might that be? *Card #5.*

This tells us not to get angry and yell. This child is angry and yelling. Is yelling at someone a good thing

to do? Allow for responses. This card says, **“Don’t yell.”** It’s a Proverbs Don’t.

6. Proverbs 25:11 A word fitly spoken is like apples of gold in settings of silver. Which picture would this be? *Card #6.*

This tells us to say nice things. These two children are speaking kind words to each other. What kind things do you think they are saying? Allow for responses. This card says, **“Say nice things.”** It’s a Proverbs Do.

7. Proverbs 13:13 He who despises the word will be destroyed, but he who fears the commandment will be rewarded. Which picture shows what this is about? *Card #7.*

This tells us to obey God’s Word. This child is reading his Bible. We read and learn from God’s Word so we can obey Him. This card says, **“Obey God’s Word.”** It’s a Proverbs Do.

8. Proverbs 3:28 Do not say to your neighbor, “Go, and come back, and tomorrow I will give it,” when you have it with you. Which picture shows this? *Card #8.*

This tells us to do good and share now. Don’t wait to do it. Do it right away. This child is sharing an extra pencil. This card says, **“Do good right away.”** It’s a Proverbs Do.

Now, if time, play the relay. You will need two sets of cards to play the Proverbs Dos and Don’ts Relay Game. See the Lesson Teacher Guide for instructions on the game.


Classroom game setup after finishing above with the class:

Set of Wisdom Cards

Set of Wisdom Cards

## Starting Line:

TEAM 1	TEAM 2
X	X
X	X
X	X
X	




**2. Listen to your Dad and Mom.**  
(Proverbs 23:22)




**1. Don't be lazy.**  
(Proverbs 13:4)

*Print two copies of each card and cut apart.*




**4. Don't lie.**  
(Proverbs 12:22)




**3. Be friendly.**  
(Proverbs 18:24)

*Print two copies of each card and cut apart.*






**6. Say nice things.**  
(Proverbs 25:11)




**5. Don't yell.**  
(Proverbs 15:1)

*Print two copies of each card and cut apart.*



**8. Do good right away.**  
(Proverbs 3:28)



**7. Obey God's Word.**  
(Proverbs 13:13)

*Print two copies of each card and cut apart.*