



*Print and trim one copy of each of the four King Solomon illustrations. Tape them together to make one large picture. Use this during Activity 2: Crown King Solomon.*



*Print and trim one copy of each of the four King Solomon illustrations. Tape them together to make one large picture. Use this during Activity 2: Crown King Solomon.*







---

*Print and trim one copy of each of the four King Solomon illustrations. Tape them together to make one large picture. Use this during Activity 2: Crown King Solomon.*



---

*Print and trim one copy of each of the four King Solomon illustrations. Tape them together to make one large picture. Use this during Activity 2: Crown King Solomon.*



*Print and cut apart enough crowns so each student has one.*