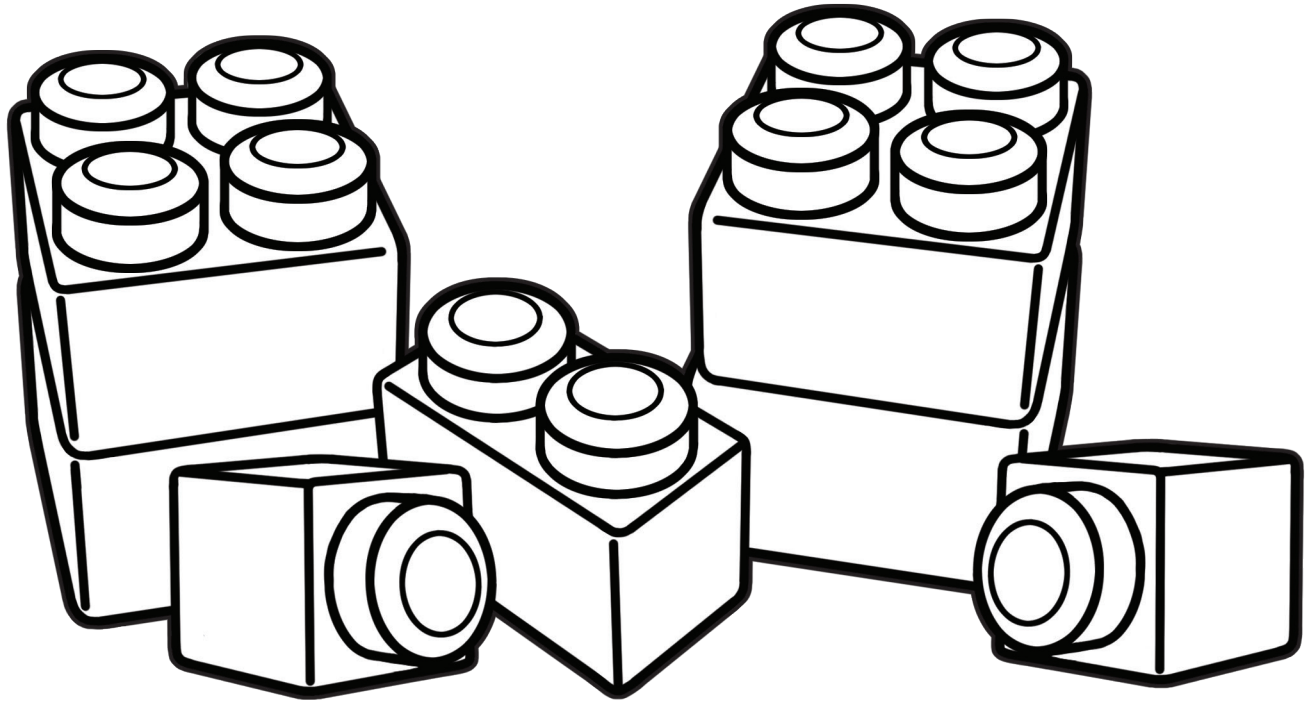


Only God Is Awesome Script

1. "Are LEGOs awesome?"
"No! Only God is awesome!"
"LEGOs are fun!"
2. "Is birthday cake awesome?"
"No! Only God is awesome!"
"Birthday cake is really good!"
3. "Is the park awesome?"
"No! Only God is awesome!"
"The park is lots of fun!"
4. "Are carousels awesome?"
"No! Only God is awesome!"
"Carousels are exciting!"
5. "Are new puppies awesome?"
"No! Only God is awesome!"
"Puppies are cute and soft!"
6. "Are birthday presents awesome?"
"No! Only God is awesome!"
"Birthday presents are fun!"
7. "Are doll houses awesome?"
"No! Only God is awesome!"
"Doll houses are special!"
8. "Are ice cream cones awesome?"
"No! Only God is awesome!"
"Ice cream cones are delicious and yummy!"
9. "Is going to the beach awesome?"
"No! Only God is awesome!"
"Going to the beach is very exciting and super-cool!"
10. "Are toys awesome?"
"No! Only God is awesome!"
"Toys are fun!"
11. "Is candy awesome?"
"No! Only God is awesome!"
"Candy is yummy!"
12. "Are tricycles awesome?"
"No! Only God is awesome!"
"Tricycles are fun to ride!"
13. "Is God awesome?"
"Yes! Only God is awesome!"
14. "Is God awesome?"
"Yes! Only God is awesome!"
15. "Is the Lord God awesome?"
"Yes! Only God is awesome!"
16. "Is the Lord God awesome?"
"Yes! Only God is awesome!"
17. "Is learning about God through the Bible awesome?"
"Yes! Only God is awesome!"
18. "Is learning about God through the Bible awesome?"
"Yes! Only God is awesome!"




1




2

Print and cut out one set of 18 cards for use during Activity 1. Consider coloring the pictures to add impact to the activity.


3



4



Print and cut out one set of 18 cards for use during Activity 1. Consider coloring the pictures to add impact to the activity.



5



6

Print and cut out one set of 18 cards for use during Activity 1. Consider coloring the pictures to add impact to the activity.

7




8




Print and cut out one set of 18 cards for use during Activity 1. Consider coloring the pictures to add impact to the activity.

9




10



Print and cut out one set of 18 cards for use during Activity 1. Consider coloring the pictures to add impact to the activity.



11



12

Print and cut out one set of 18 cards for use during Activity 1. Consider coloring the pictures to add impact to the activity.




13



14


Print and cut out one set of 18 cards for use during Activity 1. Consider coloring the pictures to add impact to the activity.

LORD GOD



15

LORD GOD



16

Print and cut out one set of 18 cards for use during Activity 1. Consider coloring the pictures to add impact to the activity.

17



18



Print and cut out one set of 18 cards for use during Activity 1. Consider coloring the pictures to add impact to the activity.